

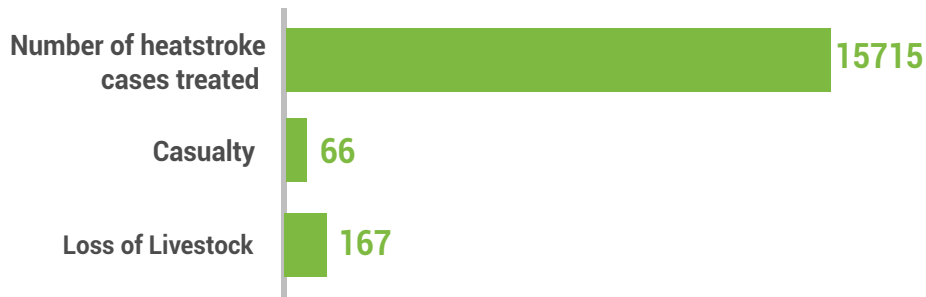


Progress on Heatwave Response

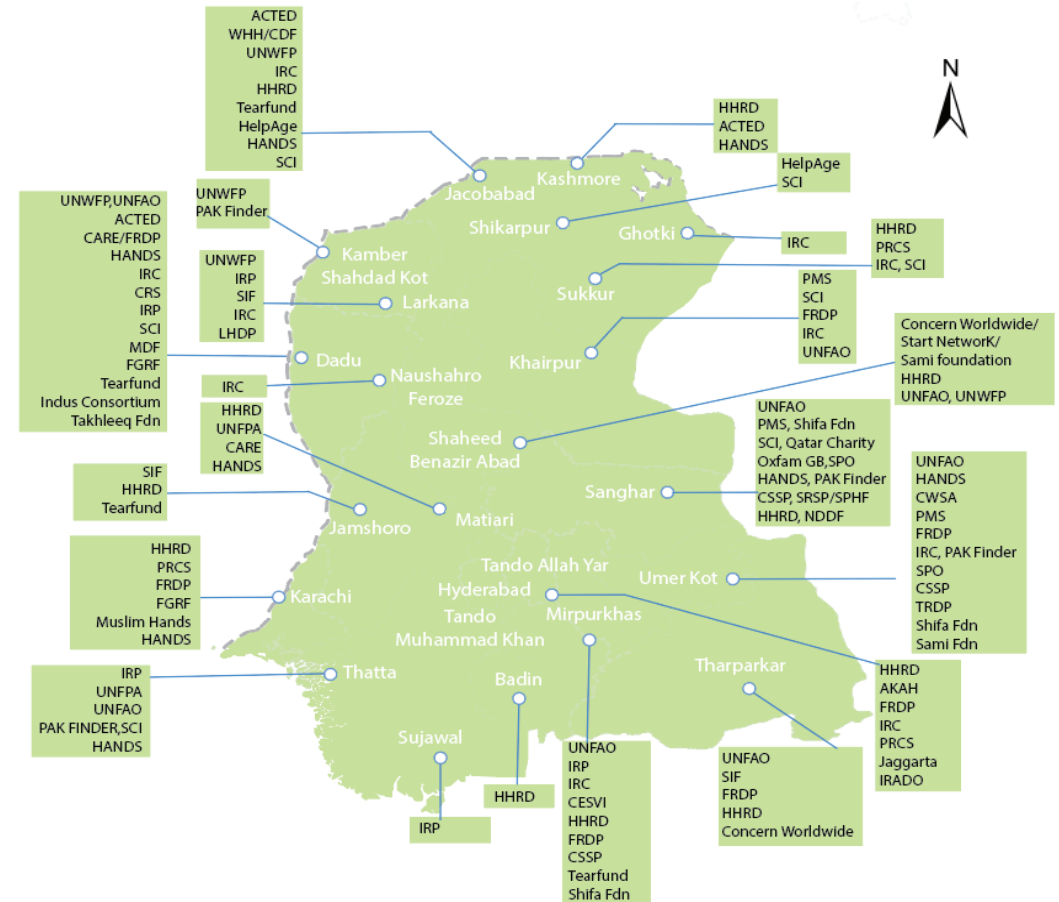
(Period Covered 1500 hrs 21-05-2024 - 1500 hrs 30-07-2024)

- PDMA and DDMA's are closely monitoring the situation/ Heatwave Response Plan.
- Provincial Emergency Operation Centre PDMA Sindh is closely coordinating with all DDMA's/District EOCs and all Humanitarian Partners.
- Establishment of additional heat stabilization camps is ongoing in various districts.
- 40 Humanitarian Partners continued their support in Heatwave Response Plan by establishing 294 heat stabilization camps in various districts.
- 40 Humanitarian Partners conducted awareness sessions on heatwave impacts, distributed Information, Education & Communication (IECC) material, displayed Banners and awareness raising through print, electronic, social and local media-content approved by PDMA.
- Deputy Commissioners / Chairmen DDMA's with dedicated team are regularly visiting heat stabilization camps in their respective districts.
- 40 Humanitarian Partners providing support in safe transportation/ shifting of referred patients from Camps to Heat Stroke Centers / hospitals.
- Deputy Commissioners/ Chairmen DDMA's initiated Plantation Drive in some of the districts

Number of heatstroke cases treated	Casualty	Loss of Livestock
15715	66	167

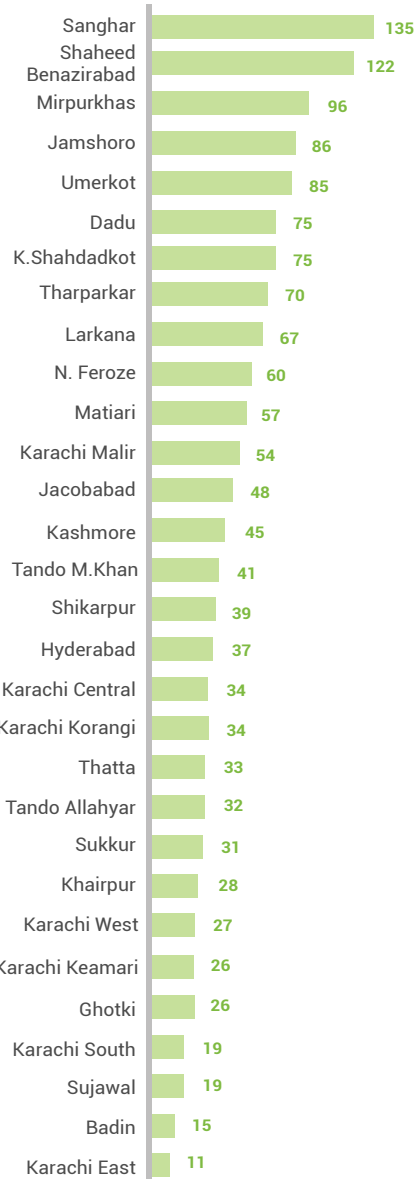


Heat Stabilization Camps established by the Government of Sindh and Humanitarian Partners (Presence of Humanitarian Partners in districts with active engagement in Heatwave Response Plan 2024)

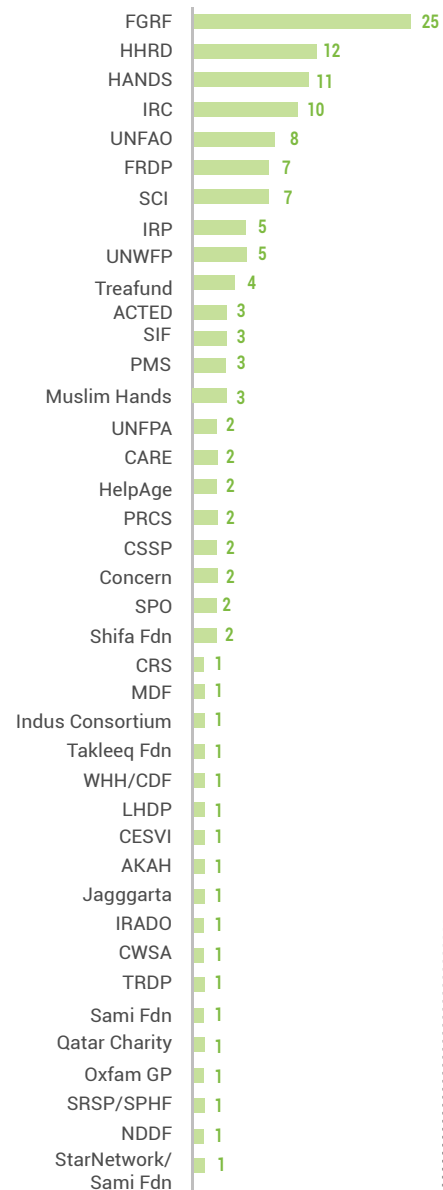


DIVISION	KARACHI	HYDERABAD	SUKKUR	SHAHEED BENAZIR ABAD	LARKANA	MIRPUR KHAS	TOTAL
Camps by Govt.	205	395	85	317	274	251	1,527
Camps by Humanitarian Partners	147	60	39	17	10	21	294
Total	352	455	124	334	284	272	1,821

District wise Camps established by Government of Sindh



Humanitarian Partners Presence by District



Heat Stroke Report (Period Covered 1500 hrs 21-05-2024 - 1500 hrs 30-07-2024)

15715 Total Number of heatstroke cases treated

111 last 48 Hrs Number of heatstroke cases treated

66 Casualty

167 Loss of Livestock

Sr #	Division	District	Number of heatstroke cases treated			Casualty (if any)				Loss of Livestock			
			1 st Jun- 29 th Jul	29 th - 30 th July	Total	Male	Female	Children	Total	Goat/ Sheep	Buffalo/ Cow	Camel	Other Animals
1	Karachi	East*	53	0	53	-	-	-	0	0	0	0	0
2		West*	127	0	127	3	-	-	3	0	0	0	0
3		South*	1103	0	1103	17	6	-	23	0	0	0	0
4		Central*	2312	0	2312	13	17	-	30	0	0	0	0
5		Korangi*	150	0	150	-	-	-	0	0	0	0	0
6		Malir*	334	0	334	-	-	-	0	0	0	0	0
7		Keamari*	2	0	2	-	-	-	0	0	0	0	0
8	Hyderabad	Hyderabad*	372	9	381	8	1	-	9	16	3	0	1
9		Badin*	698	0	698	-	-	-	0	0	0	0	0
10		Matiali*	45	0	45	-	-	-	0	0	0	0	0
11		Jamshoro*	875	1	876	-	-	-	0	1	4	0	0
12		Thatta*	1	0	1	-	-	-	0	0	0	0	0
13		TMK*	6	0	6	-	-	-	0	0	0	0	0
14		Tando Allahyar*	9	0	9	1	-	-	1	0	0	0	0
15		Dadu*	1648	13	1661	-	-	-	0	0	0	0	0
16		Sujawal*	163	0	163	-	-	-	0	0	0	0	0
17		Sukkur	Ghotki*	264	3	267	-	-	-	0	0	0	0
18	Khairpur*		1294	30	1324	-	-	-	0	0	0	0	0
19	Sukkur*		31	0	31	-	-	-	0	2	3	0	0
20	Shaheed Benazirabad	Sanghar*	73	0	73	-	-	-	0	1	2	0	0
21		Shaheed Benazirabad*	1242	6	1248	-	-	-	0	0	0	0	0
22		Naushahro Feroze*	48	0	48	-	-	-	0	0	0	0	0
23	Larkana	Jacobabad*	865	12	877	-	-	-	0	0	0	0	0
24		Kamber Shahdadkot*	1286	4	1290	-	-	-	0	0	23	10	24
25		Kashmore*	137	0	137	-	-	-	0	0	26	0	18
26		Larkana*	2189	29	2218	-	-	-	0	0	0	0	0
27		Shikarpur	270	4	274	-	-	-	0	0	0	0	0
28	Mirpurkhas	Mirpurkhas*	6	0	6	-	-	-	0	0	0	0	0
29		Tharparkar*	1	0	1	-	-	-	0	31	1	0	1
30		Umerkot*	0	0	0	-	-	-	0	0	0	0	0
		Total	15604	111	15715	42	24	0	66	51	62	10	44